

West End South CID Feedback

Tuesday, February 26, 2019

46

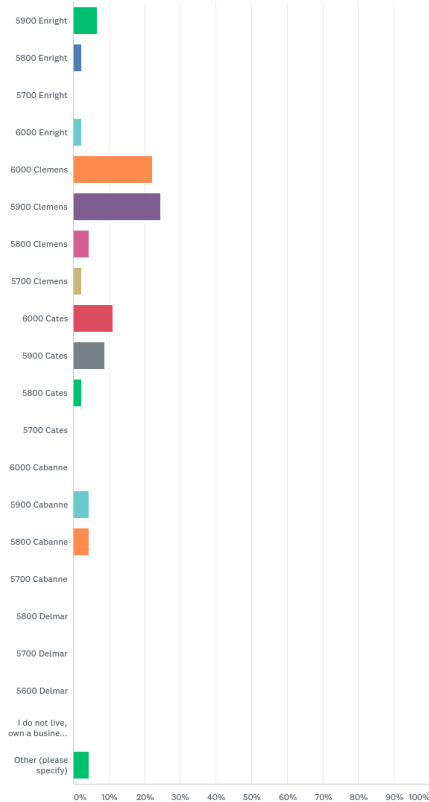
Total Responses

Date Created: Wednesday, August 01, 2018

Complete Responses: 37

Q1: Which block do you; own a property, business, or live on?

Answered: 45 Skipped: 1



ANSWER CHOICES	RESPONSES	
5900 Enright	6.67%	3
5800 Enright	2.22%	1
5700 Enright	0.00%	0
6000 Enright	2.22%	1
6000 Clemens	22.22%	10
9900 Clemens	24.44%	11
5800 Clemens	4.44%	2
5700 Clemens	2.22%	1
6000 Cates	11.11%	5
5900 Cates	8.89%	4
5800 Cates	2.22%	1
5700 Cates	0.00%	0
6000 Cabanne	0.00%	0
5900 Cabanne	4.44%	2
5800 Cabanne	4.44%	2
5700 Cabanne	0.00%	0
5800 Delmar	0.00%	0
5700 Delmar	0.00%	0
5600 Delmar	0.00%	0
I do not live, own a business, or a property within the boundary.	0.00%	0
Other (please specify)	4.44%	2
Total Respondents: 45		

Q2. Please rank the priorities in order of the services that you prefer, with your first choice being the most preferred service and the last being your least preferred service.

Answered: 42 Skipped: 4

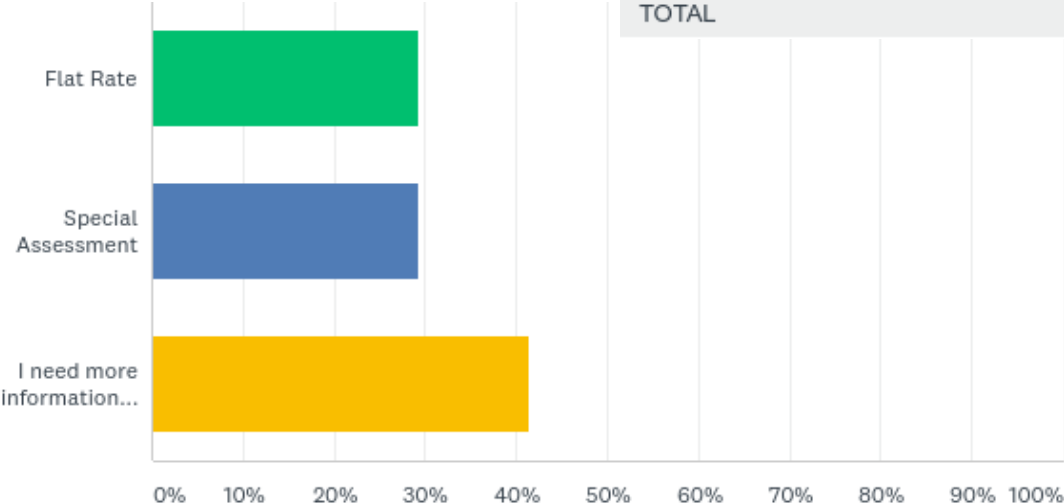


	1	2	3	4	TOTAL	SCORE
Safety & Security i.e., security patrols, camera network, etc.	59.52% 25	23.81% 10	7.14% 3	9.52% 4	42	3.33
Beautification i.e., planters, flowers, community gardens, trash cleanup, etc.	14.29% 6	28.57% 12	52.38% 22	4.76% 2	42	2.52
Infrastructure i.e., pedestrian street lighting, sidewalk repair, road calming, etc.	23.81% 10	42.86% 18	28.57% 12	4.76% 2	42	2.86
Special Events i.e., neighborhood festivals, community picnics, marketing, etc.	2.38% 1	4.76% 2	11.90% 5	80.95% 34	42	1.29

Q3: How would you like the CID to generate its revenue?

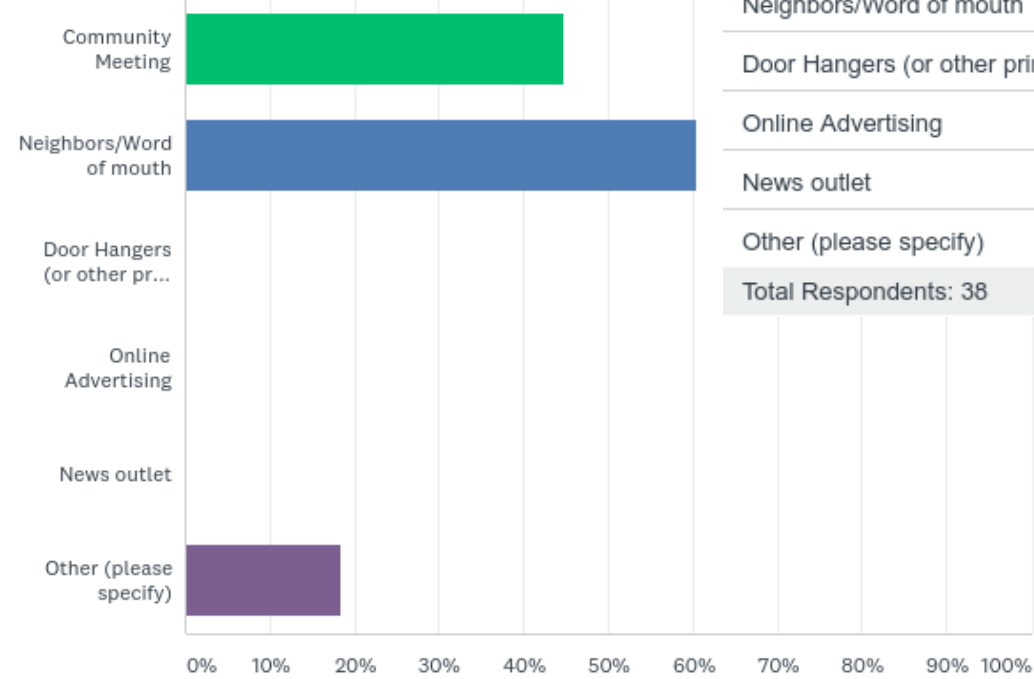
Answered: 41 Skipped: 5

ANSWER CHOICES	RESPONSES	
Flat Rate	29.27%	12
Special Assessment	29.27%	12
I need more information before I can answer this question.	41.46%	17
TOTAL		41



Q4: How did you learn about the West End South CID?

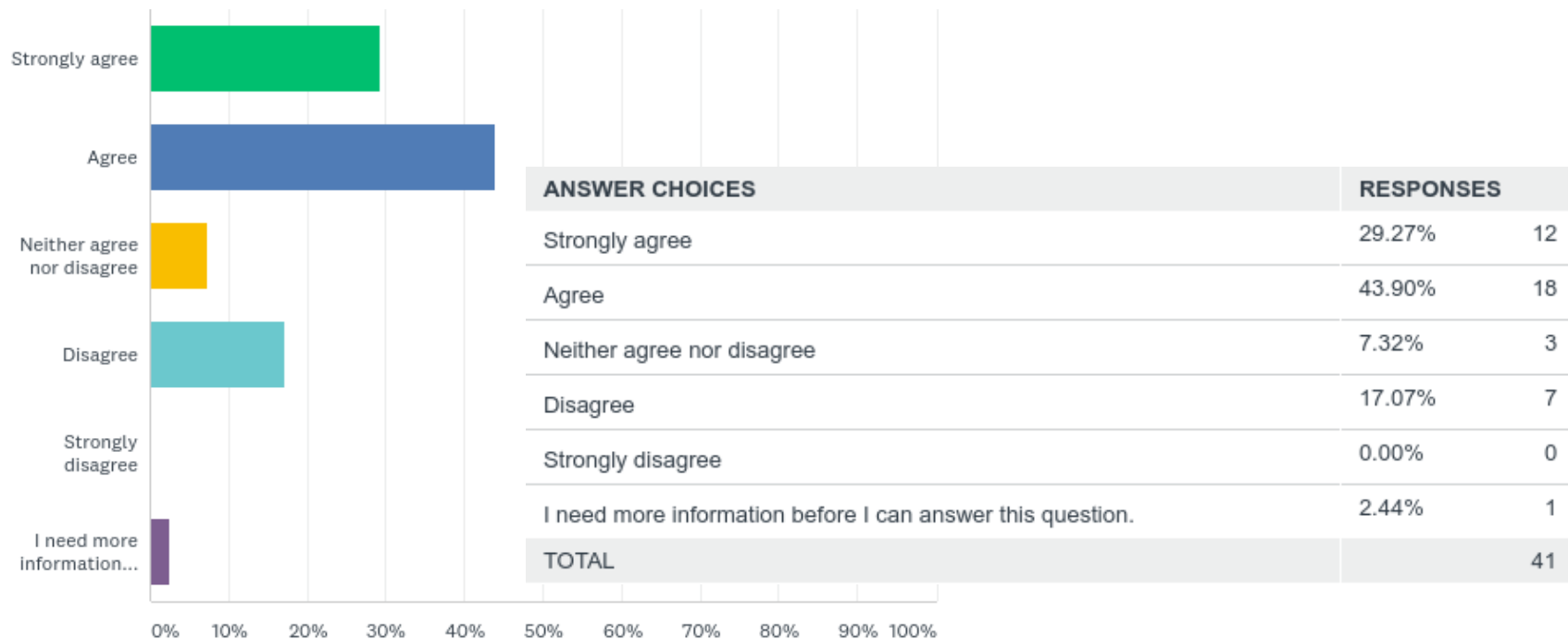
Answered: 38 Skipped: 8



ANSWER CHOICES	RESPONSES
Community Meeting	44.74% 17
Neighbors/Word of mouth	60.53% 23
Door Hangers (or other print advertising)	0.00% 0
Online Advertising	0.00% 0
News outlet	0.00% 0
Other (please specify)	18.42% 7
Total Respondents: 38	

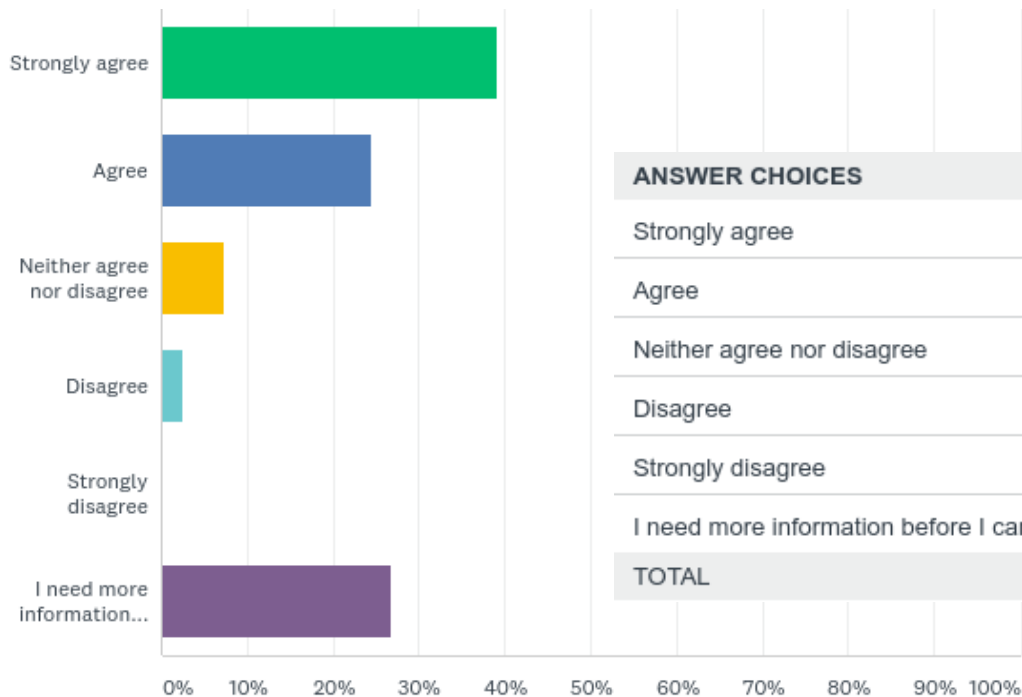
Q5: I am confident in my understanding of what a CID is.

Answered: 41 Skipped: 5



Q6: I support creating a CID in the southwest portion of the West End Neighborhood.

Answered: 41 Skipped: 5



ANSWER CHOICES

Strongly agree

Agree

Neither agree nor disagree

Disagree

Strongly disagree

I need more information before I can answer this question.

TOTAL

RESPONSES

39.02% 16

24.39% 10

7.32% 3

2.44% 1

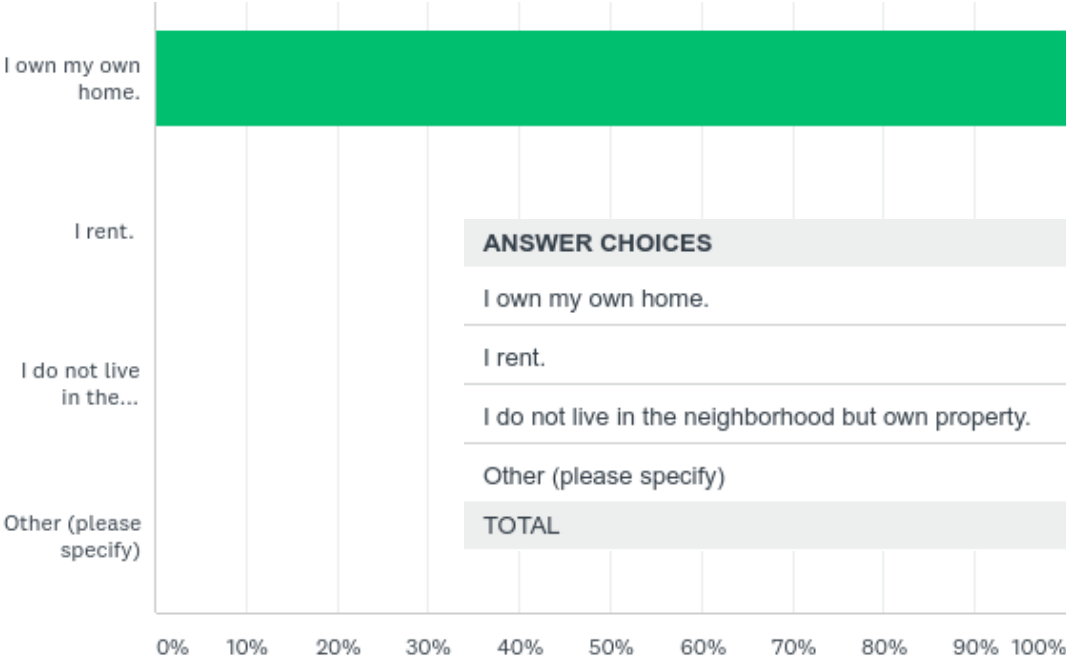
0.00% 0

26.83% 11

41

Q8: Which of the following best describes your living situation?

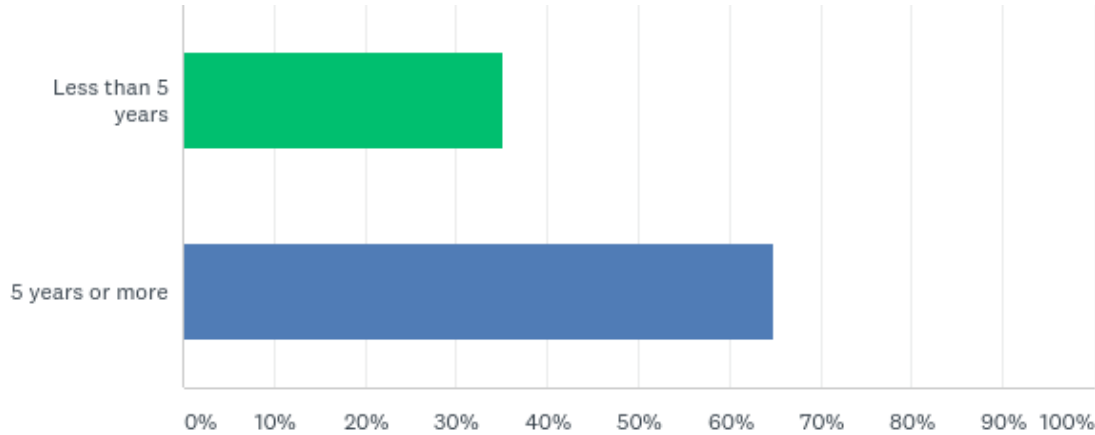
Answered: 37 Skipped: 9



ANSWER CHOICES	RESPONSES
I own my own home.	100.00% 37
I rent.	0.00% 0
I do not live in the neighborhood but own property.	0.00% 0
Other (please specify)	0.00% 0
TOTAL	37

Q9: How long have you lived or owned property in the neighborhood?

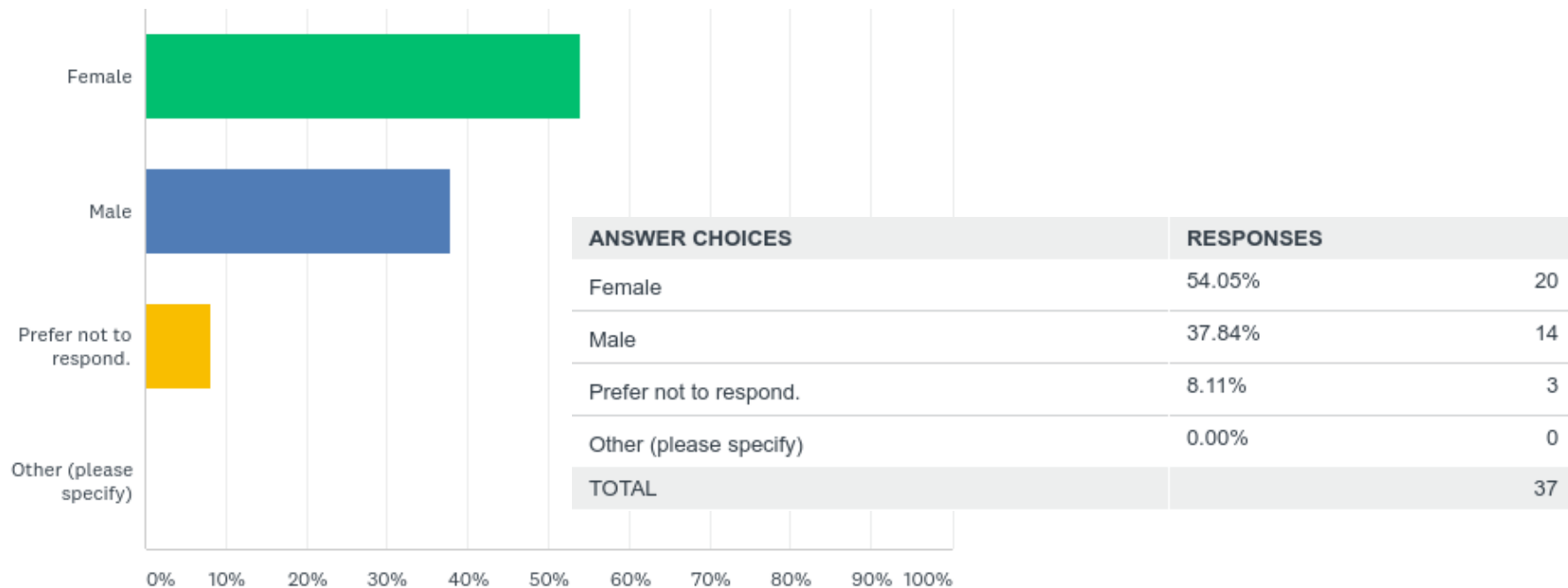
Answered: 37 Skipped: 9



ANSWER CHOICES	RESPONSES	
Less than 5 years	35.14%	13
5 years or more	64.86%	24
TOTAL		37

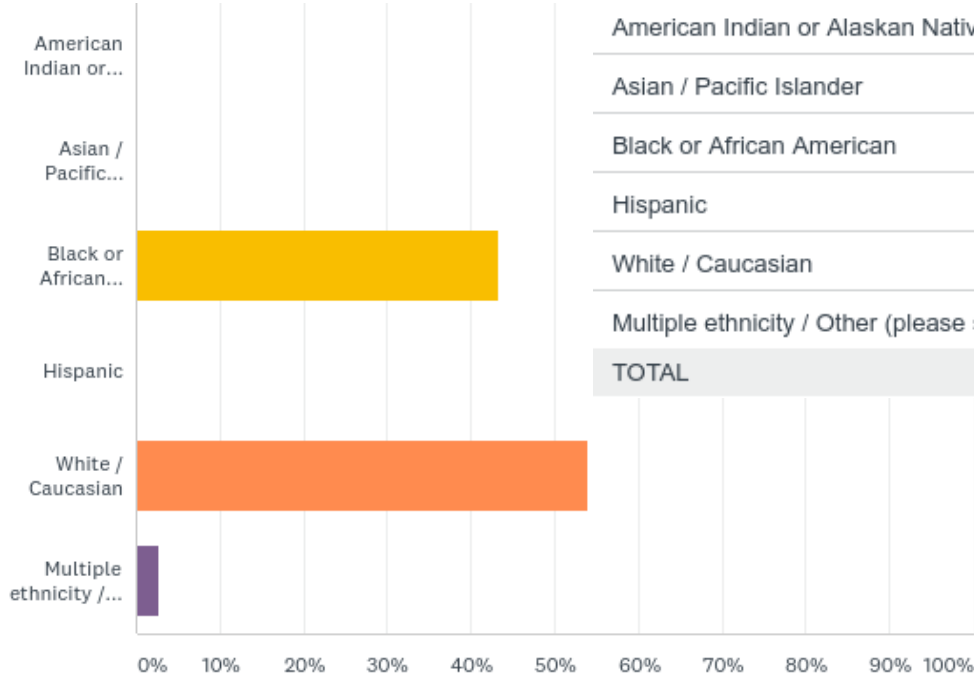
Q10: What is your gender?

Answered: 37 Skipped: 9



Q11: Which race/ethnicity best describes you? (Please choose only one.)

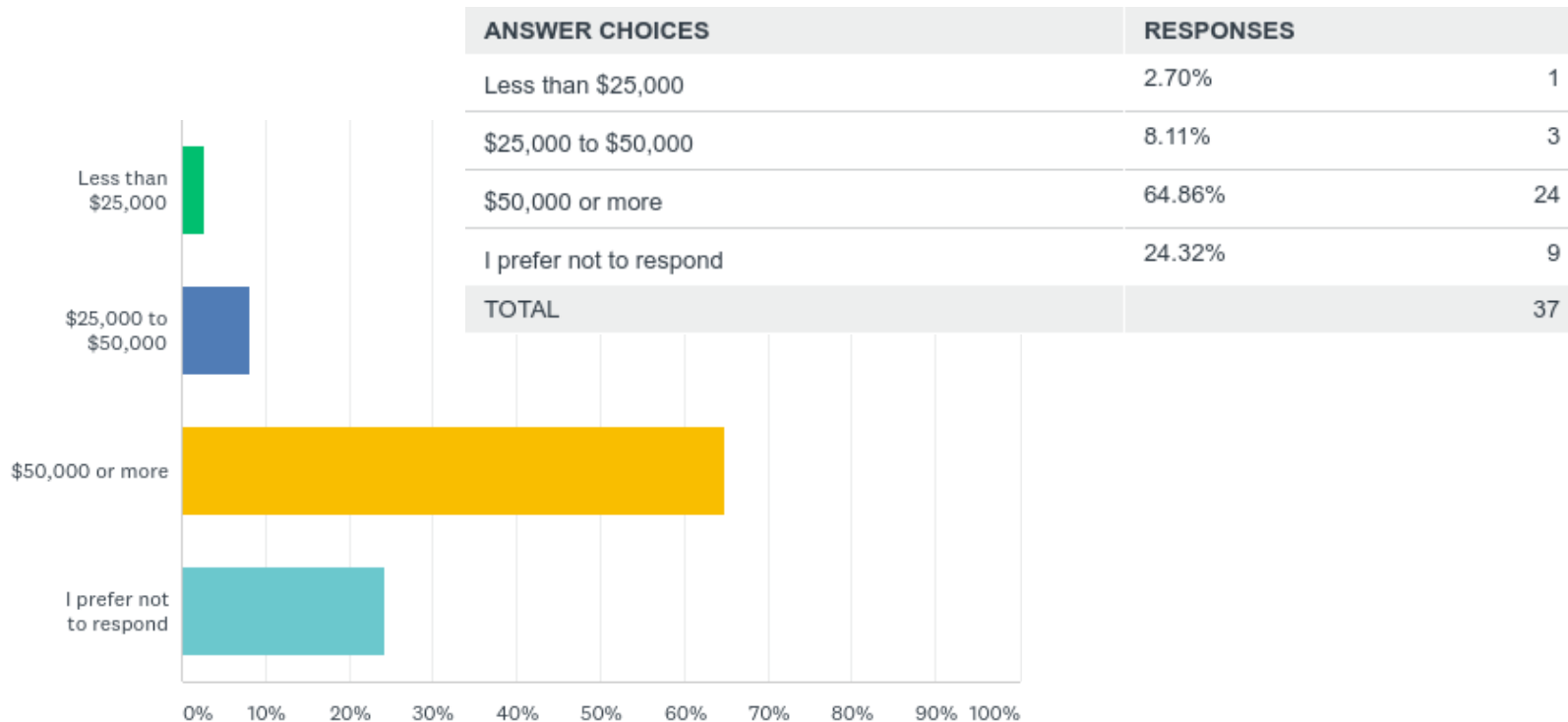
Answered: 37 Skipped: 9



ANSWER CHOICES	RESPONSES
American Indian or Alaskan Native	0.00% 0
Asian / Pacific Islander	0.00% 0
Black or African American	43.24% 16
Hispanic	0.00% 0
White / Caucasian	54.05% 20
Multiple ethnicity / Other (please specify)	2.70% 1
TOTAL	37

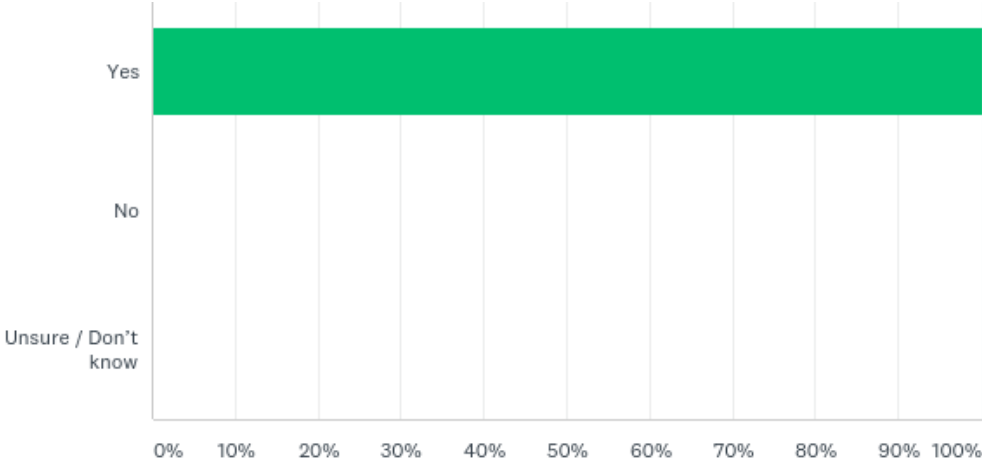
Q12: What was your TOTAL approximate household income in 2017?

Answered: 37 Skipped: 9



Q13: Are you a registered voter?

Answered: 37 Skipped: 9



ANSWER CHOICES	RESPONSES	
Yes	100.00%	37
No	0.00%	0
Unsure / Don't know	0.00%	0
TOTAL		37